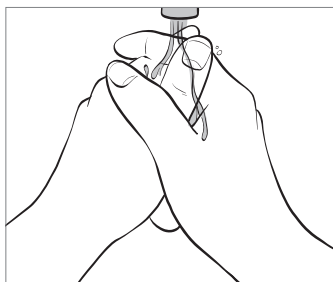
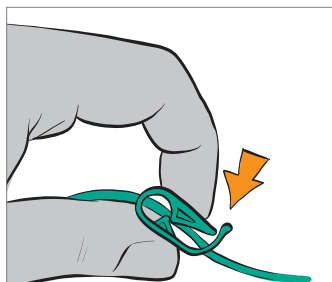


EASYPUMP® II

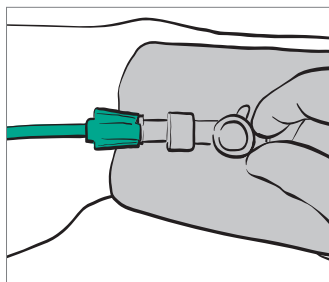
SJEKKLISTE FOR FRAKOBLING



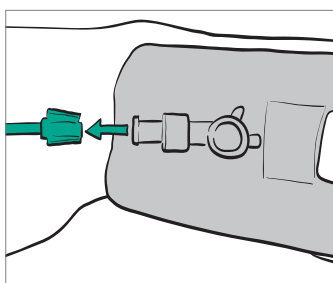
1. Vask og desinfiser hendene dine grundig.



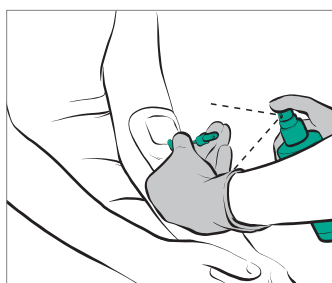
2. Steng lukkeklemmen på infusjonsslangen på pumpen.



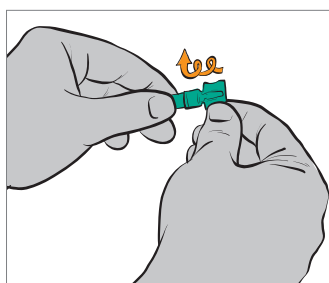
3. Steng din venøse tilgang.



4. Koble pumpen fra den venøse venetilgangen.



5. 5. Desinfiser tilkoblingen på venetilgangen etter gjeldende prosedyre.



6. Steng Easypump® II med en lukkepropp.



7. Kast pumpen etter avtale med helsekontakt.

GJØR LIVET ENKLERE –
EASYPUMP® II

